

# Bristol Metropolitan Academy

## Transition Welcome Pack



We are really looking forward to welcoming you in September.



### Key Information about Bristol Met

To help you learn more about Bristol Met please look through these useful website links with a trusted adult. They contain lots of useful information.



This link will show you all the key information about Year 6 Transition, welcome letters, summer school, transition day and safeguarding at Bristol Met -

<https://bristolmetropolitanacademy.clf.uk/key-information/year-6-transition/>

This link will show you what uniform to wear at Bristol Met -

<https://bristolmetropolitanacademy.clf.uk/our-academy/uniform/>

This link will show you 2024 – 2025 Term Dates

<https://bristolmetropolitanacademy.clf.uk/our-academy/term-dates/>

The following links will introduce you to homework at Bristol Met and an example of the booklets we call Knowledge Organiser (which your homework will be in) -

<https://bristolmetropolitanacademy.clf.uk/curriculum/homework/>

<https://bristolmetropolitanacademy.clf.uk/curriculum/knowledge-organisers-2/>

# Bristol Met Timetable

Here is an example of what your timetable will look like.

Your timetable will look the same for the whole year.

Our lessons are 50 minutes starting at 9am and finishing at 3pm.

## Timetable Report

Bristol Metropolitan Academy



7P1		Admission Number		
Monday	Tuesday	Wednesday	Thursday	Friday
7P1 B12 Ms H Holton	7P1 B12 Ms H Holton	7P1 B12 Ms H Holton	7P1 B12 Ms H Holton	7P1 B12 Ms H Holton
Science 7L/Sc4 C02 Mrs J Allen	English 7L/En1 B14 Ms N Phelps	PSHE 7L/Cz2 A19 Miss J Waithe	Drama 7L/Dr3 E02 Miss L Morrish	Mathematics 7L/Ma2 A16 Mr C Weaving
Computing 7L/Co3 D02 Mr T Henry	Art 7L/Ar2 B11 Mrs J Davidson	Mathematics 7L/Ma2 A16 Mr C Weaving	P.E 7L/Pe2 PES Mr T Hooper	Science 7L/Sc4 C02 Mrs J Allen
Mathematics 7L/Ma2 A16 Mr C Weaving	Geography 7L/Gg2 C1A Mrs J Fisher	Spanish 7L/Sp1 B03 Ms M Zilbeti	English 7L/En1 B07 Ms N Phelps	English 7L/En1 B14 Ms N Phelps
P.E 7L/Pe2 PES Mr T Hooper	Science 7L/Sc4 C02 Mrs J Allen	English 7L/En1 LIB Mr W Andrews	Mathematics 7L/Ma2 A16 Mr C Weaving	Music 7L/Mu3 E13 Mrs S McGrath
7P1 B12 Ms H Holton	7P1 B12 Ms H Holton	7P1 B12 Ms H Holton	7P1 B12 Ms H Holton	7P1 B12 Ms H Holton
Religious Studies 7L/Rs2 B15 Mrs E Ball	Mathematics 7L/Ma2 A16 Mr C Weaving	Design&Tech 7L/Dt2 A06 Miss L Kerslake	Science 7L/Sc4 C02 Mrs J Allen	Geography 7L/Gg2 C13 Mrs J Fisher
History 7L/Hi2 C04 Ms B Gaffney	English 7L/En1 B04 Ms N Phelps	Design&Tech 7L/Dt2 A06 Miss L Kerslake	Spanish 7L/Sp1 B03 Ms M Zilbeti	Met Mastery 7E/Em7 A07 Mrs C O'Sullivan

## Break down of the school day.

**Arrivals** – you must arrive at the academy before 8:35am or you will be classed as late. If you arrive late there may be a sanction, so make sure you are ready for school in the morning on time.

School doors open at 8:10am and a free breakfast is available for all students in the canteen.

### Timings of the day -

**Tutor time starts at 8:35am – 9am**

**Lesson 1 – 9am – 9:50am**

**Lesson 2 – 9:50am – 10:40am**

**Break time – 10:40am – 10:55am**

**Lesson 3 – 11:00am – 11:50am**

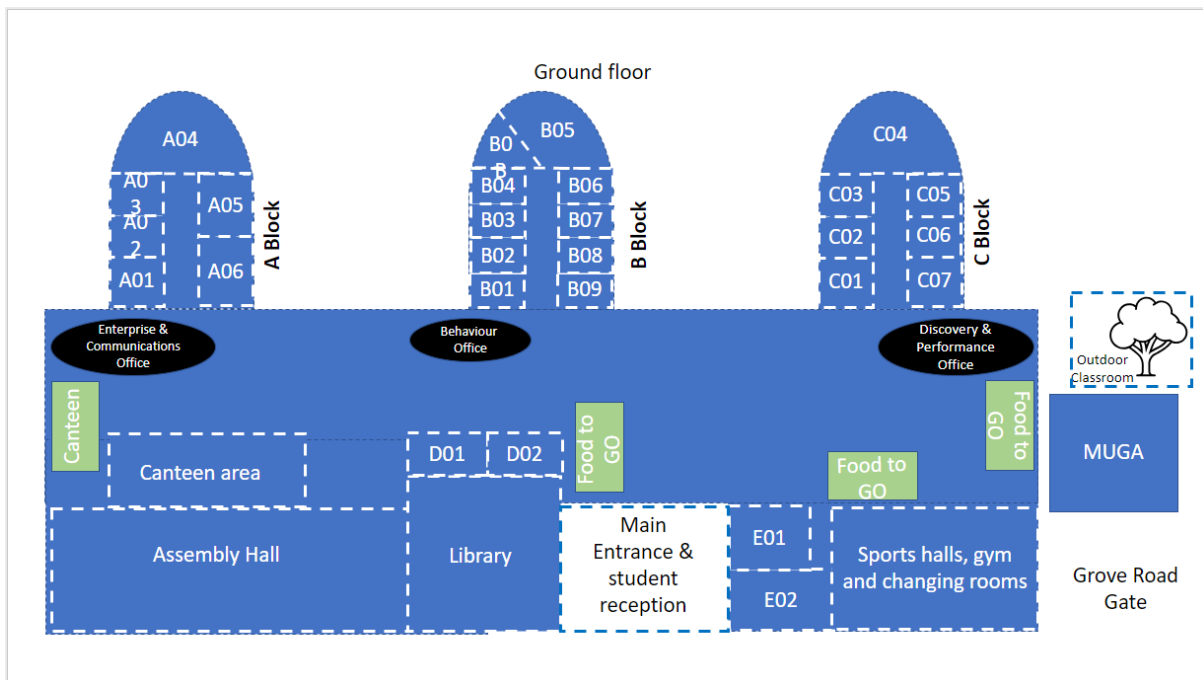
**Lesson 4 – 11:50 am – 12:40pm**

**Lunch time – 12:40pm – 1:15pm**

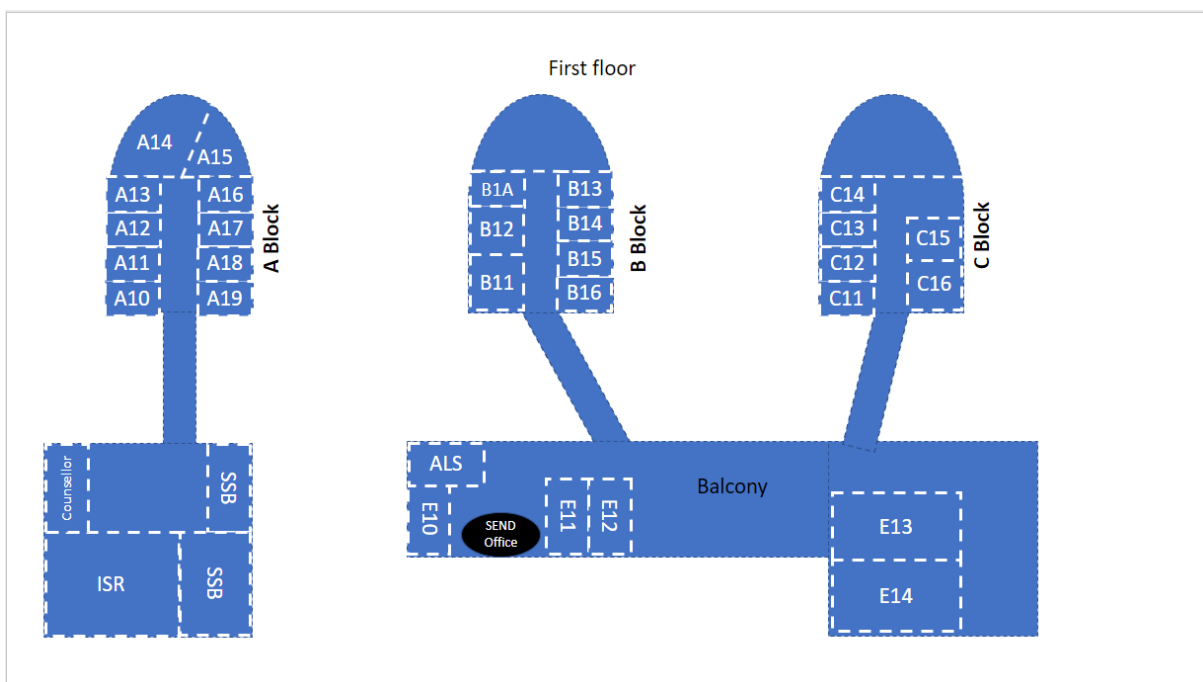
**Lesson 5 – 1:15pm – 2:10pm**

**Lesson 6 – 2:10pm – 3:00pm**

## Map of Bristol Met – Ground Floor



## Map of Bristol Met – First Floor



## Behaviour & Rewards at Bristol Met

At Bristol Met you will receive PROUD Points and PROUD Postcards, and these can be for any of the follow attributes:.



**The PROUD points will be given to you in school during lessons or even outside of lessons for things such as (for each one you get it is 1 point for you and your house):**


1. Being resilient and completing the task
2. Being respectful to peer or your teachers
3. Being there for a peer or friend
4. Completing a challenge or setting yourself an ambitious target
5. Working well in a group or team

### PROUD Postcards

Here is an example of one of our designs for our PROUD Postcards. PROUD Postcards are worth 5 points.

A member of staff can reward you a PROUD Postcard for any of the attributes in the PROUD Values.

You can take your PROUD Postcard home, but you must enter your slip in your House Team Box so that you are in with a chance of winning a prize at the end of each term.



### Met Points

Students receive Met Point from their scoring in lessons, 5,4,3,1. These points are added up for Year group reward trips and additionally the House Cup at the end of every term.

### Rewards Trips


Rewards trips run 3 to 4 times per year. Cinema trips, inflatable afternoons, and theme park trips are examples of what are on offer. Students who are rewarded with these trips are selected based on published criteria which will include attendance, punctuality, high Met points and PROUD points.

### Achievement Assemblies

At the end of every Term Mrs Vince (Drama teacher) and Mr Price (RS teacher) run an achievement assembly with certificates and music performances to celebrate all the hard work of the term.

# Behaviour & Rewards at Bristol Met

## Introducing our Learning Ready System....



**LEARNING READY**











**5** Outstanding Learner

**4** Learner

**3** Requires Improvement

**1** Not Learning ready

- ✓ Arrive on time and be 'Learning Ready'
- ✓ Listen to and follow instructions promptly
- ✓ Work to the best of my ability
- ✓ Complete and present my work to a high standard
- ✓ Be polite and respect everyone's right to learn in a safe environment

	<p><b>Eye contact:</b> Active listening: Positive body language:</p>	<p>With the teacher Be ready to give constructive feedback and ask questions Sitting still; facing forward; no fidgeting; empty hands</p>	
	<p><b>Quiet voice:</b> Focussed talk: Equal participants: Be ready to stop:</p>	<p>Just loud enough Talking only about what you have been asked to discuss Respect one another's opinions and share the workload equally Awareness of possible 3-2-1</p>	
	<p><b>Quiet voice:</b> Focussed talk: Respectful listening: Equal participants: Sensible movement: Be ready to stop:</p>	<p>Talking only within your group Talking only about what you have been asked to discuss Listen to and respect others opinions; wait your turn to give your contribution Everyone is involved Around the room if required without distracting others Awareness of possible 3-2-1</p>	
	<p><b>Quiet focussed environment:</b> Working on your own: Perseverance: Hands up: Sensible movement:</p>	<p>Minimal interaction Reflects your own effort and ideas Use the resources provided For help from the teacher Around the room if required without distracting others</p>	
	<p><b>Work in complete silence:</b> Facing forward: Avoid distracting others: Hands up: Stay in your seat: Check your work:</p>	<p>No comments or conversation Eyes on your work By what you do or what you say If you need help Hands up to ask the teacher Is it the best you could do? Have you checked Spelling, Punctuation and Grammar?</p>	

Learning ready is used throughout our school, in all lessons and assemblies. You may be asked to work independently, in groups or pairs.

Learning Ready means all learners must be actively listening, focused, engaged on the teacher's countdown of 3,2,1 Learning Ready.

Please spend time looking through each learning mode and bring any questions about this system to Transition Day.

We also rate learners from 1 to 5.

**5-Outstanding Learner**

**4-Learner**

**3-Requires improvement (you will have been given a warning from a member of staff).**

**1-Students score a 1 if they receive multiple warnings in one lesson or for incidents of dangerous or unsafe behaviours**

## What would cause a warning?

- Late after the second bell without a note
- Disrupting learning / not meeting expectations
  - *Calling out.. for any reason (hands up and wait...)*
  - *Off task conversations*
  - *Not working within the "code of the mode" eg: Learning Pairs*
- Insufficient work or effort
- Refusing to follow instructions
  - *Not carrying out a reasonable request in a reasonable time is a refusal*
- Not polite or lacks respect for others right to learn in a safe environment
  - *Comments about others*
  - *Misuse of equipment*
- Chewing gum





**Any questions?**

**Any questions?**

## Questions

You probably have important questions that you would like to ask when you start at Bristol Metropolitan Academy.

It's easy to forget them before September so why not write them down now and ask them later.



Is there any information you can tell us on what do you think helps you learn?

---

## **About me**

In this section, you can tell us as much or as little as you like about yourself – we would like you to bring this along to Transition Day or Summer School. You can also add an image of you.



My name/nickname is

The things I like about school are

The things I don't like about school are

My favourite subjects are

My hobbies are

My friends are

I am really good at

An interesting fact about me is.....

What are you most excited for when you join Bristol Met.....

## **Important dates**

Wednesday 3<sup>rd</sup> July – Transition Day

Monday 19<sup>th</sup> & Tuesday 20<sup>th</sup> of August – Summer School

We are so excited to welcome you to Bristol Met. Enjoy your last few months of Year 6.

Best wishes,

The Bristol **Metropolitan** Transition Team.