

Your future starts here...

P16
CABOT
LEARNING
FEDERATION

CLF Post 16 Virtual Evening

(Click [here](#) to book or visit the website: www.clfpost16.org)



- ◆ Find out about the Post 16 experience
- ◆ Explore our courses
- ◆ Meet the teachers
- ◆ Take a virtual tour
- ◆ Book a real tour
- ◆ See what Post 16 can offer you!





**Wednesday, 21st October 2020
4-7pm**

Join us [online](#) for a very real experience or [apply now](#)

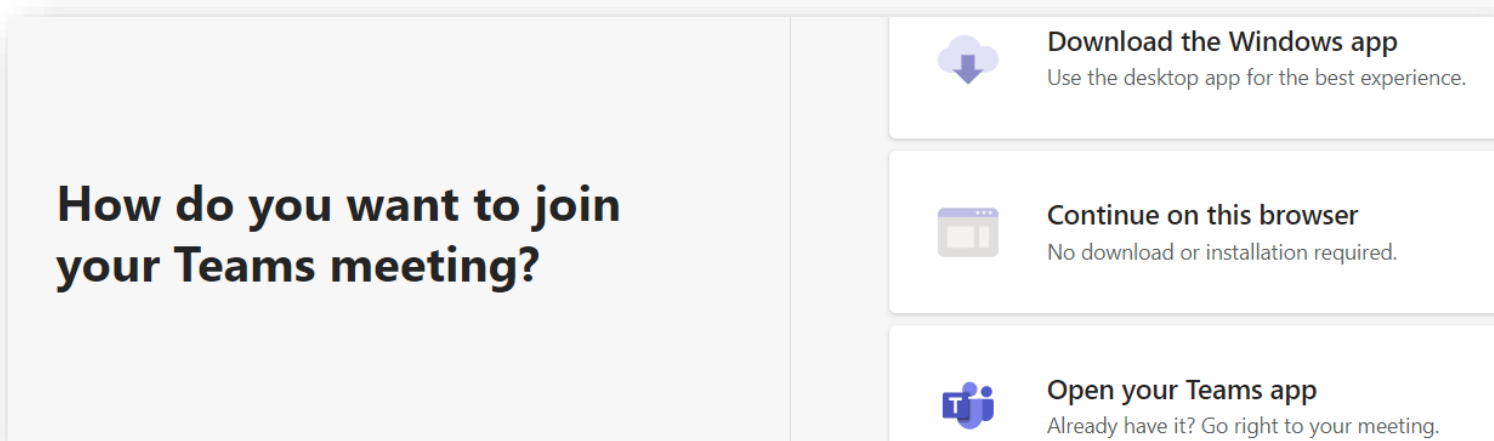
Meet the Teachers and find out more about the exciting opportunities on offer


Taster Day on-line Sessions	4:00-4:30		Principal's Welcome to CLF P16, live Q&A		Join Microsoft Teams Meeting	
	4:15 Again at 5:30	Subject	Art & Design	4:15 5:30	History	4:15 5:30
			Core Maths	4:15 5:30	Physics	4:15 5:30
			English Language	4:15 5:30	Religion, Ethics and Philosophy	4:15 5:30
			Finance	4:15 5:30	Pastoral Support	4:15 5:30
			Health & Social Care	4:15 5:30		
	4:30 Again at 5:45	Subject	Chemistry	4:30 5:45	Product Design	4:30 5:45
			Community Languages	4:30 5:45	IT	4:30 5:45
			Urban Dance	4:30 5:45	Business (Vocational)	4:30 5:45
			Statistics	4:30 5:45		
	4:45 Again at 6:00	Subject	Applied Human Biology	4:45 6:00	Criminology	4:45 6:00
			Business (A-Level)	4:45 6:00	Psychology	4:45 6:00
			Computer Science	4:45 6:00	Art and Textiles	4:45 6:00
			Pastoral Support	4:45 6:00		
	5:00 Again at 6:15	Subject	Biology	5:00 6:15	Maths	5:00 6:15
			Digital Media	5:00 6:15	Sociology	5:00 6:15
			Engineering	5:00 6:15	Music	5:00 6:15
	5:15 Again at 6:30	Subject	Applied Science	5:15 6:30	Geography	5:15 6:30
Drama & Theatre			5:15 6:30	Modern Foreign Languages	5:15 6:30	
English Literature			5:15 6:30	Photography	5:15 6:30	
ESOL			5:15 6:30	Public Services	5:15 6:30	
Further Maths			5:15 6:30	Special Educational Needs	5:15 6:30	
6:45-7:00		Principal's Welcome to CLF P16, live Q&A (repeat)		Join Microsoft Teams Meeting		

Joining a TEAMS meeting

- Use a laptop/computer where possible for easier access
- If joining using a smartphone you will need to download the app (free)
- On a smartphone the chat feature may appear at the top right hand side of the screen 
- When you sign in use your full name (you will not be allowed to join the session unless you do)
- To raise your hand in a session look for this icon 
- If you do not see this icon  click on this icon 

1. Hover over the meeting link for your choice of the session – [Join Microsoft Teams Meeting](#) – control + click to follow the link
2. Or, right click on the meeting link and select ‘open link’
3. You will see the screen below. If you click ‘**continue on this browser**’ you do not have to download or install.



4. When you join the session **ensure** that your **video** and **mic** are switched off.
5. Your **video** and **mic** must remain off. Unless staff ask for questions or feedback then you can turn on your **mic**.
6. Hang up at the end of the session. 
7. CLF Post 16 reserve the right to remove students from a session if they are unable to follow expected protocols.

